



Nikkei
national museum
& cultural centre




Take a glimpse into

MANGA CAMP

at home edition





TOOLS FOR CULTURAL ACTIVITY




This package provides instruction sheets for various cultural activities that can be done at home!

DAILY ACTIVITY



Following our schedule, we estimate these activities will engage participants for about two hours a day for five days. But there is always room to take extra time adding details to your drawings and other creations however you like!

PREPARE

| | | |
|----------------------------------------------------------------------------------------------------------------------------------------------------------------------------------------------------------------------------------------------------------------------------------------------------------------------------------------------------------------------------------------------------------------------------------------------------------------------------------------------------------------------------------------------------------------------------------------------------------------------------------------------------------------------------------------------------------------------------------------------------------------------------------------------------------------------------------------------------------------------------------------------------------------------------------------------------------------------------------------------------------------------------------------|---------------------------------------------------------------------------------------------------------------------------------------------------------------------------------------------------------------------------------------------------------------------------------------------------------------------------------------------------------------------------------------------------------------------------------------------------------------------------------------------------------------------------------------------------------------------------------------------------------------------------------------------------------------------------------------------|-------------------------------------------------------------------------------------------------------------------------------------------------------------------------------------------------------------------------------------------------------------------------------------------------------------------------------------------------------------------------------------------------------------------------------------------------------------------------------------------------------------------------------------------------------------------------------------------------------------------------------------------------------------------------------------------------------------------------------------------------------------------------------------------------------------------------------------------------------------------------------------------------------------------------------------------------------------------------------------------------------------------------------------------------------------------------------------------------------------------------------------------------------------|
| <p>Nikkei National Museum of Japanese History</p> <p>INSTRUCTIONS</p> <ol style="list-style-type: none">1. Cut a piece of your Chrysanthemum to fit into a vase, and then fit it into the container.2. Look at your flowers. How long is each stem? Measure lengths. If they are similar in length, measure, and one is short.3. Take the one with the longest stem and cut your flower's "stem".4. Place the flower with the longest stem into the vase.5. Repeat steps 2 and 3 with the medium-size. Make sure each flower's "stem" faces the 4 o'clock position. Place the three flowers so fit above. Otherwise, their placement is up to you.6. If you have small branches with leaves, my teacher can have them in one flower that fit.7. The arrangement is finished! Add water to flowers and plants fresh for longer. <p><i>Autumn plants</i></p>  | <p>Nikkei National Museum of Japanese History</p> <p>INSTRUCTIONS</p> <ol style="list-style-type: none">1. Cut out all the patterns from the sheet below (page 2).2. Take a piece of paper (8" x 8") kimonos and decorate backside on top.3. Following the instruction below, wrap the kimono on the body.4. Take 4" x 0.5" paper for obi, and paste it around the body.5. Paste the head on the body.6. Paste the longer hair on the back of the head and in the front.7. Using a pencil, draw eyes and mouth.  | <p>Nikkei National Museum of Japanese History</p> <p>orange camp of Bozu</p>  <h3>Toru Toru Bozu</h3> <p>Toru Toru Bozu is a doll many Japanese children grow up making, however it has originated from Japanese farmers who would make Bozu dolls as a charm for good weather. Often, you will hang Toru Toru outside on the front porch, or right outside of the window if you wish to have your seedlings fly the Toru Toru Bozu upside down.</p> <p>SUPPLY LIST</p> <ul style="list-style-type: none">• Square piece of white fabric - recommended at least 8" square. (Tissue can also work)• Cotton balls or similar for stuffing• Pink eye marker• String or yarn <p>INSTRUCTION</p> <ol style="list-style-type: none">1. Lay the white sheet flat onto the table.2. In the center, add multiple cotton balls until you form a head of your liking.3. Pinch the excess sheet (fabric or tissue), and tie it tightly with a thread, string, or yarn. <p>10</p> |
|----------------------------------------------------------------------------------------------------------------------------------------------------------------------------------------------------------------------------------------------------------------------------------------------------------------------------------------------------------------------------------------------------------------------------------------------------------------------------------------------------------------------------------------------------------------------------------------------------------------------------------------------------------------------------------------------------------------------------------------------------------------------------------------------------------------------------------------------------------------------------------------------------------------------------------------------------------------------------------------------------------------------------------------|---------------------------------------------------------------------------------------------------------------------------------------------------------------------------------------------------------------------------------------------------------------------------------------------------------------------------------------------------------------------------------------------------------------------------------------------------------------------------------------------------------------------------------------------------------------------------------------------------------------------------------------------------------------------------------------------|-------------------------------------------------------------------------------------------------------------------------------------------------------------------------------------------------------------------------------------------------------------------------------------------------------------------------------------------------------------------------------------------------------------------------------------------------------------------------------------------------------------------------------------------------------------------------------------------------------------------------------------------------------------------------------------------------------------------------------------------------------------------------------------------------------------------------------------------------------------------------------------------------------------------------------------------------------------------------------------------------------------------------------------------------------------------------------------------------------------------------------------------------------------|

Read through the activity instructions together and gather all needed supplies before you plan on doing the activity.



SCREEN-TIME

~5 min

per activity

Watch short videos to introduce cultural context or demonstrate drawing techniques.

A red background with white line art. A spiral notebook is the central focus, with a pair of scissors on the right and a pencil at the bottom. The notebook page contains text about hands-on activities.

HANDS-ON

~1 hrs **45** min

on daily activities

The rest of the time is hands-on,
drawing and creating!

ADULT GUIDANCE

1: Extremely little 2: A little bit 3: May need more

Kimono

1

2

3

Ikebana

1

2

3

Manju

1

2

3

Teru Teru Bozu

1

2

3

Mikoshi

1

2


3

Manga

1

2

3



SHARE!

Once purchased, share this package with your friends and extended family! Please consider donating to our Resilience Fundraiser if you share the package, or if it is shared with you.



Donations made to our Resilience Fundraiser before September 22, 2020 will be matched, dollar for dollar, up to a total of \$100,000. Help us continue to offer cultural and heritage educational programs like Manga Camp in-person and at home!

<https://centre.nikkeiplace.org/support-us/resilience-fundraiser/>